
Information on online application and document submission procedures for admission to graduate school for the 2024 Fall Admissions



2024. 3.

UNIST Admissions Team

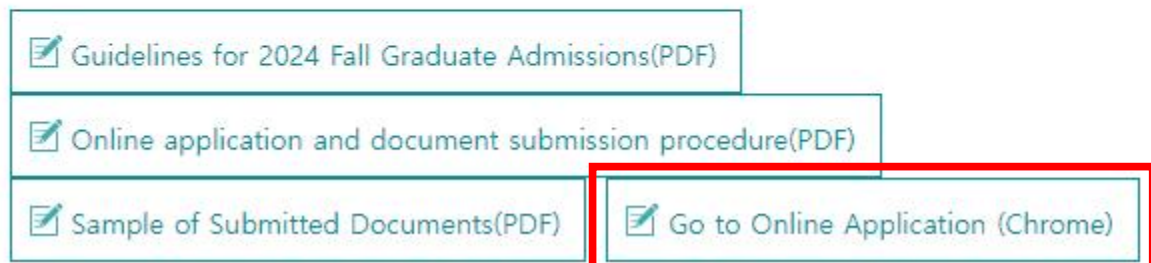
1 Online application and document submission

1. Access to online application website

A. Visit UNIST's Graduate Program Admissions website.

(1) Click the 'Go to Online Application (Chrome)' button on the Admission Guide page.

Admission Guide



(2) Clicking the 'Go to Online Application (Chrome)' button will redirect you to the Application agency website.

B. Sign up(Register as a member) of the Application agency website
(Be sure to remember the ID and password you signed up for)

(1) Click the 'Sign up' button.



(2) Create an Account

- 1) Click the check boxes regarding 'Agreement for Service User' and 'The range of collection of personal information' and then click the 'Agree' button.

Create an Account

On the site of Uwayapply.

You can only sign up for the membership when you agree with the above items in order for systematic member information maintenance.

Agreement for Service User

Full text

Article 1 (Purpose)

As using all services(hereinafter referred to as "service") provided by Uwayapply.Com which Uwayapply Co., Ltd.(hereinafter referred to as "Company") operate, the terms are to define the rights and duties and responsibilities of both "Company" and member.

Will you agree on the terms and conditions mentioned above? ☒

The range of collection of personal information

Full text

1. The purpose of personal information collection and use, List and method of collection

The purpose of collection・use	List to collect	Method to collect

Will you agree on the terms and conditions mentioned above? ☒

Notice and Precaution

You have right to disagree of collect and use your personal information, if you do, can't join Uwayapply

Disagree

Agree

- 2) If you don't have Korean phone number, select 'No, I don't have a phone number' and enter your name, date of birth(Birth check), e-mail and click the 'confirm' button.

User Information

Please check joined record in [Uwayapply](#) before writing

Yes, I have a phone number	No, I don't have a phone number
----------------------------	--

Name	<input type="text" value="Michael Park"/>
Date of birth	<div><div>2001</div>▼ Year <div>03</div>▼ Month <div>20</div>▼ Day</div> <p>Please write date of birth your own. When you applying, you have to use date of birth, and after this, page cannot be changed.</p>
Birth check	<input type="text" value="....."/>
E-mail	<div><input type="text" value="michaelP "/> @ <input type="text" value="gmail.com"/> <div>gmail.com ▼</div></div> <p>Please enter your exact E-mail. Can not identify your ID/Password if you written wrong information. If you don't have phone number, please enter your family or friends phone number.</p>

confirm

- 3) Enter your ID, password(confirm password), date of birth(solar of lunar), gender, phone(mobile) number(only if you have) and click the check box and the 'Confirm' button.

Create your Account

Uwayapply always care members information and never open any information to the others without permission.

Your written information will be exactly use for your documents, so please write correct information.

* Must fill this out.

*Name	Michael Park		
*ID	<input type="text" value="michaelp"/>	<input type="button" value="Confirm ID"/>	
	Confirmed ID		
*Password	<input type="password" value="....."/>	<input type="text" value="Confirmed password"/>	
	<p>* Mix with alphabet+number+special symbol, characteristics under 8~12 * Especially alphabet, distinguish from capital letter / For special symbol, only can use (~!@#\$%^&*()_-={} [] ; ',.). * Not use more than 4 consecutive or duplicate characters, numbers.</p>		
*Confirm password	<input type="password" value="....."/>	<input type="text" value="Confirmed password"/>	

*Date of birth	2001 Year 03 Month 20 Day			<input type="button" value="Solar"/>	<input type="button" value="Lunar"/>
*Gender	<input type="button" value="Male"/> <input type="button" value="Female"/>				
Phone No	<input type="text" value="Select"/> - <input type="text"/> - <input type="text"/>				
Mobile No	<input type="text"/> - <input type="text"/> - <input type="text"/>				
	<input type="button" value="SKT"/> <input type="button" value="KT"/> <input type="button" value="LGU+"/> <input type="button" value="ETC"/>				
	<input checked="" type="checkbox"/> Agree to receipt information/SMS related to application. <small>This agreement is in regards to the collection/use of personal information that is needed for the provision of fundamental services of Uwayapply. You have the right to refuse the agreement on collection and use of personal information, and your refusal on this agreement shall not incur any disadvantage.</small>				
*E-mail	michaelP@gmail.com <input checked="" type="checkbox"/> Agree to receipt email for information of application and news. <small>This agreement is in regards to the collection/use of personal information that is needed for the provision of fundamental services of Uwayapply. You have the right to refuse the agreement on collection and use of personal information, and your refusal on this agreement shall not incur any disadvantage.</small>				

<input type="button" value="Cancel"/>	<input type="button" value="Confirm"/>
---------------------------------------	--

- 4) After you clicking the 'Confirm button', your registration is complete.

Your registration is **complete**

Your ID is **michaelp**

Now you can use Uwayapply service.

(Start your Application Now)

Uwayapply Home

· 입시정보를 이용하시려면 **유웨이닷컴(uway.com)**으로 회원가입을 해주셔야 합니다.

유웨이 입시정보 바로가기

- C. Then Visit UNIST's Graduate Program Admissions website **AGAIN** and Click the 'Go to Online Application (Chrome)' button on the Admission Guide page.

Admission Guide

 Guidelines for 2024 Fall Graduate Admissions(PDF)

 Online application and document submission procedure(PDF)

 Sample of Submitted Documents(PDF)

 **Go to Online Application (Chrome)**

2. Proceed with your online application

A. You can confirm that you are logged in to the application agency website with your account.

(1) Click the 'English' button.

UNIST ULSAN NATIONAL INSTITUTE OF SCIENCE AND TECHNOLOGY | 2024학년도 후기 입학전형(2024 Fall Admissions)

원서접수홈 | 원서검색 | 키보드보안 OFF

유의사항 Notice | 원서작성 Apply | 전형료 결제 Application Fee | 접수완료확인 Confirmation

2024학년도 후기 입학전형(2024 Fall Admissions)

Select a language to check the application information.

☐ Korean ☒ English

Admission process has not yet begun.

MICHAEL PARK Sign Out

미접수원서 접수원서 관심대학

(2) Please read the contents regarding Admission Schedule and Application fee carefully, and then select a payment method.

Admission Schedule(For foreign applicants)

Schedule	Date	Remarks
Online application	2024. 3. 20. (Wed), 10:00 ~ 4. 2. (Tue), 18:00	Online Application
Submission of Documents	2024. 3. 20. (Wed), 10:00 ~ 4. 3. (Wed), 18:00	Online Upload within the deadline
Announcement of Documents Screening	2024. 5. 16. (Thu), 14:00	http://adm-g-intl.unist.ac.kr
Interview	2024. 5. 20. (Mon) ~ 29. (Wed)	
Announcement of Successful Candidates	2024. 6. 19. (Wed), 14:00	http://adm-g-intl.unist.ac.kr
Registration	2024. 6. 19. (Wed), 14:00 ~ 25. (Tue), 18:00	Submit online 'Registration Confirmation'
Announcement of transition for scholarship	After 2024 Fall registration period ~ (UNIST → Government Scholarship)	Individual contact

※ Online Application

- Korean Applicants: <http://adm-g.unist.ac.kr/>
- International(Foreign) Applicants: <http://adm-g-intl.unist.ac.kr>

※ The dates above are subject to change without a prior notice.

※ Each department will notify details regarding the interview, including schedules.

※ Announcement of transition for scholarship: Among the final successful applicants, if the applicants who have been accepted as the Government scholarship students do not register, UNIST scholarship students may be converted into Government scholarship students according to UNIST's internal priorities. (Among those who have been accepted as UNIST scholarship students.)

※ Announcement of the transition to government scholarship does not apply to all Application units(majors), but applies only to internally determined Application units(majors)

※ The deadline for online content entry, completion, and modification of submitted documents, including the application form : Until 2024.04.02. (Tue.) 18:00pm KST(Same as the application deadline)

※ The deadline for printing the submitted documents online and uploading the applicant's submitted documents : Until 2024.04.03. (Wed.) 18:00pm KST

● Application Fee(For foreign applicants)

Classification	Application Fee	Processing Fee	Total Payment Amount
All Application Units	KRW 50,000	Including an online application processing fee of KRW 5,000	KRW 50,000

● 결제방법 아래의 결제방법을 선택하시면 자세한 방법을 확인하실수 있습니다.

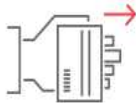
Payment method: If you select the payment method below, you can find detailed instructions on the payment process.



계좌이체
Account Transfer



카드
Credit Card



결제카드번호, 카드소유주 주민등록번호(뒷 7자리),유효기간(월/년),비밀번호(앞 2자리) 입력후 자동으로 결제 카드사별로 일반결제, 비자안심클릭, 안전결제(ISP)로 결제 방법이 약간씩 상이할 수 있습니다.

Payment method : Input card number, ID number of card holder, expiration date(MM/YY) and password(first 2 digits). The online payment method can vary depending on the credit card that you have.



결제 가능 카드 및 시간 (Hours of transaction available)

- 한도 여유가 있는 신용카드와 체크카드로 24시간 결제 가능
- In general, all the credit cards can be used for payment for 24 hours.

(3) Read the contents regarding Important Notes carefully, then click the 'APPLY NOW' button.

● Important Notes

- 1 After completing the payment and verifying the applicant number, modifications to the application, cancellations of the application, payment reversals, and refunds are not permitted.
- 2 After completing the application, the final submission process requires verifying the applicant number. Therefore, applicants must ensure to check their application number promptly after making the payment.
- 3 The responsibility belongs to the applicant in the following cases:
 - In the event of non-payment of the application fee, the application will not be processed.
 - Even though the payment has been made, if the applicant fails to verify their application number, the application process will not be considered complete.
 - Discrepancies between the provided information during application and the actual details.

인터넷 원서접수시 문의사항
Inquiries regarding online application submissions

(주)유웨이어플라이
UWAYAPPLY

1588-8988
+82 1588-8988

대학원 입학 관련 문의사항
Inquiries regarding Graduate Admissions

입학처 입학팀
UNIST Admissions Team

052-217-1180
+82 52-217-1180

원서 작성하기 APPLY NOW

B. Read the contents regarding 'Consent for Personal Information Processing' and click the 'Give consent' button.

✓ 개인정보 수집 · 이용 동의
Consent for Personal Information Processing

출산과학기술원은 대학원과정 신입생 입학전형 원서접수를 위하여 다음과 같이 개인정보를 수집 · 이용하고자 합니다. 내용을 자세히 읽으신 후 동의 여부를 결정하여 주십시오.

수집 · 이용 목적	수집 · 이용 항목	보유 · 이용기간
2024학년도 후기 대학원과정 신입생 입학전형 원서접수 및 입학전형 제반 업무, 학사관리 업무 등	이름, 국적, 주소, 학교정보(출신고교, 출신대학 학사정보 및 성적), 병역사항, 여학성적	<u>2024.03.20. ~ 2034.03.19.(10년)</u> *공공기록물법시행령 제25조
2024학년도 후기 대학원과정 신입생 입학전형 관련 고지사항 전달	전화번호, 휴대폰번호, 이메일	

※ 귀하는 개인정보 수집 · 이용에 동의하지 않을 권리가 있으며, 동의 거부 시 2024학년도 후기 대학원과정 신입생 입학전형 원서접수에 제한이 있을 수 있습니다.

Under the provisions of the Personal Information Protection Act (PIPA), the UNIST Admissions Team seeks consent from applicants for ADMISSION TO GRADUATE PROGRAMS regarding the collection and processing of their personal information. Please review this document thoroughly before granting consent (select each blank as appropriate).

Purposes of collection and use	Items to be collected	Period of data retention
Admissions	Name, Nationality, Gender, Date of Birth, Home Address, Academic Information (College details and grades), Language Proficiency	<u>2024.03.20. ~ 2034.03.19.(10 years)</u> *based on Art. 25 of the Enforcement Decree of the Public Records Act
Communication	Email Address, Telephone, Mobile Phone	

※ You have the right to refuse consent; however, please note that the aforementioned services may not be provided in the event of rejection.

위 개인정보의 수집 · 이용에 동의합니다.
 I hereby consent to the processing of all personal information for the purposes outlined in this document. I understand that I have the right to withdraw this consent at any time.

☒ 동의합니다(Give consent)
 ☐ 동의하지 않습니다(Do not give consent)

(1) Read the contents below carefully.

✓ 주민등록번호 수집이용에 관한 고지(only for Koreans)

출산과학기술원은 「개인정보보호법」 제24조의2제1항제1호에 따라, 정보주체의 동의 없이 아래와 같이 주민등록번호를 수집 · 이용할 수 있습니다.

수집 · 이용 목적	수집 · 이용 항목	수집 · 이용 근거	보유 · 이용기간
2024학년도 후기 대학원과정 신입생 입학전형 원서접수 및 입학전형 제반 업무, 학사관리 업무 등	<u>주민등록번호</u>	고등교육법시행령 제73조	<u>2024.03.20. ~ 2034.03.19.(10년)</u> *공공기록물법시행령 제25조

✓ 개인정보처리업무 위탁에 관한 고지
Notice on Outsourcing of Personal Information Processing

출산과학기술원은 「개인정보 보호법」 제26조 및 같은 법 시행령 제28조에 따라, 입학전형 원서접수 업무의 효율적인 운영을 위하여 다음과 같이 개인정보 처리업무를 위탁하고 있습니다.

수탁업체	위탁업무	위탁 기간
<u>(주)유웨이머플라이</u>	원서접수 대행	<u>2023.02.03. ~ 2025.06.30.</u> <u>(위탁계약 종료 시 까지)</u>

In accordance with Article 26 of the Personal Information Protection Act and Article 28 of its Enforcement Decree, UNIST outsources the processing of personal information as follows for efficiency.

Outsource to	Outsourced Task	Duration of entrustment contract
<u>UWAYAPPLY</u>	Application Management	<u>February 3, 2023 to June 30, 2025</u>

(2) Click the 'Confirmed' buttons. And then click the 'APPLY NOW' button.

✓ 본인 확인 및 지원 자격, 전형일자 확인
Confirmation of Identity Verification, Qualification for Application and Admissions Schedule

- 원서는 지원자 본인만 작성하며 지원할 수 있습니다. 차후 이를 위반한 경우에 지원 무효 등의 문제가 발생할 수 있습니다.
- 지원 대학원의 모집요강 및 지원자격을 확인하시기 바랍니다.

- Applications must be completed by the applicant themselves. Violation of this may result in issues such as invalidation of your application.
- Please review the application guidelines and eligibility criteria for the Graduate School you are applying to.

위 내용을 확인하셨습니다?
Did you read and understand the terms above?

☒ 확인함(Confirmed)

✓ 허위지원 방지와 지원 자격 조작 방지에 관한 확인
Confirmation of the Prevention of False Application and Manipulation of applicant qualifications

- 허위지원을 할 경우 형법상 업무방해죄에 해당되며 이에 따라 처벌받을 수 있습니다.
- 지원 시 지원 자격이 허위인 것으로 밝혀진 경우 합격이 취소됩니다.

- False application is considered as "interference of business" by the Criminal Act and can be subject to penalty.
- If the qualification data provided with the application are found to be false, the admissions will be cancelled.

위 내용을 확인하셨습니다?
Did you read and understand the terms above?

☒ 확인함(Confirmed)

접수완료(결제완료)된 후에는 접수 취소 및 변경이 불가능 합니다!
You will not be able to cancel or change your application once it has been accepted(paid)!

원서 작성하기 APPLY NOW


C. Fill out the 'Application' form. After entering the information, click the 'Save' button.

(The 'Resident Registration Number' and 'Date of Birth' field is automatically filled in with your login account. Do not change these data.)

For foreign applicants, please select "외국인(Foreigner)" under Nationality.

1. 지원자정보 Applicant Information

<p>장학생 선택 * Scholarship Type</p>	<p><input type="radio"/> Scholarship(Government or UNIST) <input type="radio"/> Other Scholarship(Company, Institute, Yourself, etc.)</p> <p>* 4대보험 가입자(직장인, 재직자), 장학혜택 없이 대학원과정 소요 비용의 자비 부담을 원하는 일반장학생 지원자는 Other Scholarship(Company, Institute, Yourself, etc.)를 선택하기 바람</p> <p>* 타 대학(원)과 UNIST 대학(원) 출신 상관 없이 대학원과정 장학혜택을 받기를 원하는 지원자는 Scholarship(Government or UNIST)를 선택하기 바람</p> <p>* Scholarship(Government or UNIST)으로 지원한 경우 평가결과에 따라 국비장학생 또는 UNIST장학생으로 결정되며, 각각 장학혜택이 다를 수 있음</p> <p>※ 학연장학 프로그램 지원자는 반드시 해당 카테고리에 맞는 장학유형을 선택하기 바람. 오류 선택에 대한 책임은 지원자 본인에게 있음.</p> <p>※ 학연장학 중 SK온(석사), 포스코케미칼(석사/통합), 삼성SDI(석사), 한국세라믹기술원, LG전자 H & A본부(석사) 지원자는 반드시 장학유형을 'Other Scholarship'으로 선택하기 바람</p> <p>* Applicants who wish to bear the cost of graduate program expenses without seeking scholarship benefits should select Other Scholarship(Company, Institute, Yourself, etc.)</p> <p>* Applicants who wish to receive scholarship benefits for graduate programs should select Scholarship(Government or UNIST).</p> <p>* If you applied for scholarship(Government or UNIST), your scholarship program will be decided based on your assessment, and benefits of each scholarship may vary.</p> <p>※ Applicants for the Inter-Institutional Scholarship Admission must select the scholarship type that corresponds to their category. The applicant is responsible for any errors in the selection.</p> <p>※ Applicants for "「ICT Convergence Master's Degree Program」 Admission" and "UNIST-Korea Institute of Ceramic Engineering and Technology Inter-Institutional(KICET) Scholarship Admission" must select Scholarship type 'Other Scholarship' without exception.</p>
<p>국적 선택 * Nationality</p>	<p><input type="radio"/> 한국인(Korean) <input checked="" type="radio"/> 외국인(foreigner)</p>
<p>국적 검색 * Nationality</p>	<p><input type="text"/> <input type="button" value="검색"/> <input type="button" value="Delete"/></p>
<p>영문이름 * Name(English)</p>	<p>성(Family Name) : <input type="text"/> (이름)Given Name : <input type="text"/></p> <p>※ Please enter your name as on your passport.</p> <p>※ ex) Sarah Kim → Family Name : KIM / Given Name: Sarah</p>
<p>주민등록번호 Resident Registration Number</p>	<p>880101 - <input type="text"/></p>

생년월일 * Date of Birth	1988 Year 01 Month 01 Day (yyyy/mm/dd)
Address * (For International Applicants)	※ 한국 주소를 제외한 모든 주소는 영문으로 정확히 표기 (If your home address is outside of Korea, please write it accurately in English, And, If you reside in Korea, please provide your address in Korea.)
* [사진 파일 업로드 유의사항]	
1 원서접수 전 3개월 이내에 촬영된 탈모 상반신 사진으로 어깨까지 나온 반명합판 사진이어야 합니다. (배경사진, 옆모습, 선글라스 착용 등의 사진은 사용할 수 없습니다.) 2 사진 파일은 jpg 또는 gif 규격이어야 합니다. (예 : 사진.jpg) 3 사진은 스캔한 JPG형식의 파일을 사용해야 하며, 배경이 있는 사진, 스냅사진, 파일이 너무 작아서 식별이 곤란한 사진은 사용할 수 없습니다.	
	
[NOTES ON UPLOADING YOUR PHOTO]	
1 The photo must be a frontal shot taken within the last three months from the date of application, showing the upper body including shoulders, without wearing hats, caps, or sunglasses. Background images, profile shots, and photos with sunglasses are not acceptable. 2 gif, jpg images only. 3 Do not use photos with a background or that are too small to distinguish.	
<div> <div>Recently used photo</div> <div>Photo Upload-Editing</div> <div>Photo Upload-Directly</div> <div>Delete</div> </div>	
연락처 Contact Information	* 이메일 E-mail : test1@uway.com (ex : uway@unist.ac.kr) * 집 전화 Telephone : (ex : 052-217-1180, +82-52-217-1180) * 핸드폰 번호 Cellphone : (ex : 010-1234-5678, +82-10-1234-5678) * 비상연락처(부 또는 모) : (ex : 010-1234-5678, +82-10-1234-5678) Emergency contact information

3. 영어성적 English proficiency Test

TOEFL, TEPS, TOEIC, IELTS, G-TELP(Level 2), G-TELP(Level 3), TOEIC(Speaking + Writing), OPIC, IELTS 중 성적이 제일 좋은 어학성적 1개만 입력하시기 바랍니다. 2개이상 입력불가능합니다.	
※ 원서접수 마감일 기준으로 2년 이내의 공인영어성적만 제출 가능합니다. ※ 영어성적은 선택사항이기에 공인영어성적이 없다면 선택하지 않으셔도 됩니다. (에너지화학공학 모집단위 지원자는 필수 제출) ※ New TEPS 응시자는 TEPS를 선택, TOEIC(Speaking) 응시자는 TOEIC(Speaking + Writing)을 선택 한 후 점수를 입력하시고, OPIC 응시자는 AL, IM2, NH와 같이 점수를 기재하시기 바랍니다.	
Please enter(submit) one test result of TOEIC, TOEFL(Code: 8807), IELTS, TEPS(New TEPS), G-TELP, TOEIC(Speaking +Writing), OPIC with the highest score. Entering more than two scores is not allowed. ※ Foreign applicants should submit one of the official English scores below.	
※ If you submit an official certificate from the school where you earned your degree showing that you completed the degree course in English, you can be exempted from submitting an official English proficiency score. (In this case, you must select 'Exemption' and submit the English proficiency certificate.)	
* The test date shall be within 2 years of the online application deadline. * The TOEFL ITP, which is a self-administered TOEFL conducted by universities or institutions, is not accepted. * English scores such as Duolingo English test, IELTS Indicator and Etc. other than the English scores presented above are not accepted.	
※ Applicants applying for New TEPS select TEPS, applicants for TOEIC(Speaking) should select TOEIC(Speaking + Writing) and enter the score, and applicants for OPIC should enter the score, such as AL, IM2, NH.	
어학성적종류 English proficiency Test <input type="button" value="delete"/>	<input type="radio"/> TOEFL <input type="radio"/> TEPS <input type="radio"/> TOEIC <input type="radio"/> IELTS <input type="radio"/> G-TELP(Level 2) <input type="radio"/> G-TELP(Level 3) <input type="radio"/> TOEIC(Speaking + Writing) <input type="radio"/> OPIC <input type="radio"/> Exemption

2. 지원학위 및 전공 Intended Degree & Major

* 내외국인 구분 Admission Category	<input type="radio"/> 한국인학생 <input checked="" type="radio"/> International(Foreign) Applicants
* 지원학위 Degree applied for	<input type="radio"/> Master <input type="radio"/> Master-Doctor <input type="radio"/> Doctor
* 전공 Major	<div> <input type="text"/> <input type="button" value="검색(선택) Search"/> </div> <p> * 수리과학 전공은 UNIST장학생 및 일반장학생을 모집하지 않음. ※ 물·에너지 융합 전공은 Scholarship(Government or UNIST)으로만 지원 가능합니다. ※ ICT 융합 전공은 Other Scholarship(Company, Institute, Yourself, etc.), 석사과정으로만 지원 가능합니다. ※ 의과학대학원의 '혁신의학' 전공 석사과정은 '의학 관련 학사학위' 소지자에 한해서만 지원 가능합니다. ※ The UNIST Scholarship and Other Scholarship does not recruit students majoring in Mathematical Sciences. ※ Applications for major Water-Energy Nexus are only accepted through the Scholarship(Government or UNIST). ※ Applications for major ICT Convergence are only accepted through the Other Scholarship(Company, Institute, Yourself, etc.) and Master's degree. ※ 'Health Innovation and Entrepreneurship' in the Graduate School of Health Science and Technology accepts applicants who have 'Medical Doctor degree' only. </p>
* 기재사항 Additional information	<input type="radio"/> Not applicable <input type="radio"/> UNIST-IBS Neuroscience Inter-Institutional Scholarship Admission <input type="radio"/> UNIST-Korea Institute of Ceramic Engineering and Technology Inter-Institutional(KICET) Scholarship Admission <p> * Applicants for UNIST-IBS Neuroscience Inter-Institutional Scholarship Admission should enter the details 'UNIST-IBS Neuroscience Scholarship' * Applicants for UNIST-Korea Institute of Ceramic Engineering and Technology Inter-Institutional (KICET) Scholarship admission should enter the details 'UNIST-KICET Scholarship' * 'Details' related to 'Scholarship Admission' can be selected on the application webpage when submitting an application. </p>
* 입학일 Admission date	<input checked="" type="radio"/> 2024. 09. 02 ※ 반드시 2024년 9월 2일에 입학하셔야 합니다. (해당 기간에 반드시 입학하여야 함) ※ You must enroll on September 2nd, 2024 (Make sure to enroll during this period)

4. 학력사항 Academics: Education

안내사항 Instructions	<p> - 학교명을 찾지 못할 경우, adm-g@unist.ac.kr로 출신 학교의 이름, 주소, 홈페이지 주소를 메일로 발송하시기 바랍니다. - 메일 발송 후 3일 이후에 학교 선택이 가능합니다. </p> <p> - If you cannot find the school name, please email the name, address, and website of your university(school) to adm-g@unist.ac.kr. - After sending the email, school selection will be possible after 3 days. </p>
----------------------	--

※ 입학 시기 순으로 기입하십시오.

※ 학사 편입자의 경우, 최종 대학만 입력하시기 바라며, 편입전 대학 성적증명서도 제출하시기 바랍니다.

※ Please list in chronological order of admission dates.

※ If you are a transfer student, please only enter your final university for your bachelor's degree, and also submit the transcript from the university you attended before transferring along with your other submitted documents.

* 대학교 Undergraduate	* 편입여부 Transfer status <input type="radio"/> 편입자 Transfer student <input type="radio"/> 해당없음 Not applicable
* 학교명(학사) University & College Name (Undergraduate/Bachelor's degree)	<div> <input type="text"/> <input type="button" value="검색 Search"/> <input type="button" value="삭제 Delete"/> </div>
* 전공 Major	<input type="text"/>
* 입학일 Date of Admission	<input type="text"/> 년 <input type="text"/> 월 <input type="text"/> 일 (yyyy/mm/dd)
* 졸업일 Date of Graduation	<input type="text"/> 년 <input type="text"/> 월 <input type="text"/> 일 (yyyy/mm/dd)
* 평점 GPA	<input type="text"/>
* 만점 GPA scale	※선택※ <input type="button" value="v"/>

대학원1 Graduate1	과정 Degree Earned <input type="radio"/> 석사(Master's degree) <input type="radio"/> 박사(Doctoral degree) 삭제 Delete
학교명 University & College Name (Graduate)	검색 Search <input type="text"/> 삭제 Delete
전공 Major	<input type="text"/>
입학일 Date of Admission	<input type="text"/> 년 <input type="text"/> 월 <input type="text"/> 일 (yyyy/mm/dd)
졸업일 Date of Graduation	<input type="text"/> 년 <input type="text"/> 월 <input type="text"/> 일 (yyyy/mm/dd)
평점 GPA	<input type="text"/>
만점 GPA scale	※선택※ <input type="text"/>
대학원2 Graduate2	과정 Degree Earned <input type="radio"/> 석사(Master's degree) <input type="radio"/> 박사(Doctoral degree) 삭제 Delete
학교명 University & College Name (Graduate)	검색 Search <input type="text"/> 삭제 Delete
전공 Major	<input type="text"/>
입학일 Date of Admission	<input type="text"/> 년 <input type="text"/> 월 <input type="text"/> 일 (yyyy/mm/dd)
졸업일 Date of Graduation	<input type="text"/> 년 <input type="text"/> 월 <input type="text"/> 일 (yyyy/mm/dd)
평점 GPA	<input type="text"/>
만점 GPA scale	※선택※ <input type="text"/>

5. 학력조회 동의서 Letter of Disclosure Agreement

<p style="text-align: center;">석사과정 또는 석사-박사통합과정 지원자의 경우 학사학위에 대한 사항을, 박사과정 지원자의 경우 석사학위에 대한 사항을 기재해 주시기 바랍니다.</p> <p style="text-align: center;">For Master's degree and Combined Master's & Doctoral degree applicants, please provide information on your undergraduate degree. For Doctoral degree applicants, please provide information on your master's degree.</p>	
* 출신학교 이름 School Name	<input type="text"/>
* 지원자 성명 Applicant's Name	<input type="text"/> * Family Name & Given Name (Ex. Jung Chris)
* 전공 Major	<input type="text"/>
* 재학기간(입학일~ 졸업일) Date of Admission ~ Date of Graduation	<input type="text"/> 년 <input type="text"/> 월 <input type="text"/> 일 ~ <input type="text"/> 년 <input type="text"/> 월 <input type="text"/> 일 (yyyy/mm/dd ~ yyyy/mm/dd)

6. 기타 Applicant Surveys

<p>What is the primary source for obtaining information about admission to UNIST Graduate School?</p>	<input type="checkbox"/> Acquaintance's recommendation <input type="checkbox"/> Professor's recommendation <input type="checkbox"/> Admissions Information Session <input type="checkbox"/> Poster, Brochure, Leaflet <input type="checkbox"/> Other University Website & Community <input type="checkbox"/> Online Community(Daum, Naver, Facebook) <input type="checkbox"/> UNIST Website <input type="checkbox"/> UNIST's Experience Program(U-VISIT, U-S(W)URF, Open-lab, etc.) <input type="checkbox"/> Etc
--	--

저장하기 버튼을 눌러 등록하시기 바랍니다. 위 지원서는 전형료 결제를 하더라도 원서접수 마감 전까지 수정이 가능합니다.
Click the 'SAVE' button to store your content, and modifications are allowed until the deadline for application modifications.

저장하기 SAVE

D. When you click the 'SAVE' button, you can review the information you entered. After reviewing the content, please click the 'ADDITIONAL STATEMENT' button.

6. 기타 Applicant Surveys

What is the primary source for obtaining *information about admission to UNIST Graduate School?	Admissions Information Session
--	--------------------------------

접수완료(결제완료)된 후에는 접수 취소 및 변경이 불가능 합니다
You will not be able to cancel or change your application once it has been accepted(paid)!

원서 수정하기 MODIFY

제출서류 내용 입력 ADDITIONAL STATEMENT

E. Fill out the 'Study Plan and Personal Statement' form.

* If there is a character limit for certain question items, exceeding the limit will result in the excess input not being saved.

- Preferred study field: Write less than 500 characters in English
- Study Plan: Write less than 3,000 characters in English
- Personal Statement: Write less than 3,000 characters in English

연구 실적(연구실적이 없을 시에는 공란) Research Achievements (If there are no research achievements, leave it blank.)

No.	Author (저자)	Title (제목)	Journal (출판)	Date Issued (발행일)
1	<input type="text"/>	<input type="text"/>	<input type="text"/>	<input type="text"/> 년 <input type="text"/> 월 <input type="text"/> 일
<input type="button" value="추가 ADD"/> <input type="button" value="삭제 DELETE"/>				

Preferred study field in detail (Write within 500 characters in English, include line breaks and spaces)

입력글자수 : 0 / 줄바꿈, 띄어쓰기 포함 500자 이내

○ Study Plan (Write within 3,000 characters in English, include line breaks and spaces)

입력글자수 : 0 / 올바른 띄어쓰기 포함 3000자 이내



○ Personal Statement (Write within 3,000 characters in English, include line breaks and spaces)

입력글자수 : 0 / 올바른 띄어쓰기 포함 3000자 이내



F. After entering the information of 'Study Plan and Personal Statement', click on the check boxes(Yes or No) on the 'Check List of Documents' you will submit. And then click the 'Save' button.

○ Check List of Documents(제출서류 목록)

제출하실 서류 항목의 Yes/No를 선택 하시기 바랍니다. Please indicate Yes or No for the document submission items.		
No.	List of Documents	Attachment
1.	Application form: Print out after completing online application (입학원서: 온라인 접수 완료 후 출력)	<input checked="" type="radio"/> Yes <input type="radio"/> No
2.	Check list of documents (Form 1): Print out after completing online application (제출서류 목록: 온라인 접수 완료 후 출력) (양식 1)	<input checked="" type="radio"/> Yes <input type="radio"/> No
3.	Transcripts of Bachelor's degree (대학(학부) 전 학년 성적증명서) * 편입생 지원자는 전학 대학 성적증명서도 포함 제출 필요	<input checked="" type="radio"/> Yes <input type="radio"/> No
4.	Transcripts of Master's degree (대학원 성적증명서)	<input type="radio"/> Yes <input checked="" type="radio"/> No
5.	Diploma (certificate) of Bachelor's degree (대학 졸업 증명서 또는 대학 졸업 예정 증명서) * 발급 불가 시, 졸업예정증명서 또는 재학증명서로 대체 제출 가능 * If submission is not possible, please submit 'certificate of expected graduation' or 'certificate of enrollment'.	<input checked="" type="radio"/> Yes <input type="radio"/> No
6.	Diploma (certificate) of Master's degree (대학원 졸업 증명서 또는 대학원 졸업 예정 증명서) * 발급 불가 시, 졸업예정증명서 또는 재학증명서로 대체 제출 가능 * If submission is not possible, please submit 'certificate of expected graduation' or 'certificate of enrollment'.	<input type="radio"/> Yes <input checked="" type="radio"/> No
7.	Study Plan and Personal Statement (Form 2): Print out after completing online application (연구계획서 및 자기소개서: 온라인 접수 완료 후 출력) (양식 2)	<input checked="" type="radio"/> Yes <input type="radio"/> No
8.	English Test Report (공인영어성적표: 입학원서에 성적 기재 시 반드시 제출 필요) * 에너지화학공학과 지원자 외에는 공인영어성적이 필수제출 서류가 아니며 선택적 제출 가능	<input checked="" type="radio"/> Yes <input type="radio"/> No
9.	Letter of Disclosure Agreement (Form 3): Print out after completing online application (학력조회동의서: 온라인 접수 완료 후 출력) (양식 3)	<input checked="" type="radio"/> Yes <input type="radio"/> No
10.	Recommendation Letter from Others(Company, Institute, etc.) (Form 4) (기관 추천서) (양식 4, * 일반정학생에 한함) * 회사(기관) 지원을 받는 일반정학생 지원자 제출(양식 직접 작성) * 교육경비(수업료) 본인 부담자는 제출 불필요 * Only for student funded by Others(Company, Institute, etc.) * No need to submit for those who pay for education expenses(tuition) by yourself	<input type="radio"/> Yes <input checked="" type="radio"/> No
11.	Certificate of Employment (재직(예정)증명서) * 일반정학생에 한함 * 증명서 발급 제출이 가능한 해당자만 제출 * 'ICT 융합' 모집단위 지원자는 재직증명서 필수 제출 * Only for student funded by Others(Company, Institute, etc.) * Submit only those who can issue a certificate * Applicants for the 'ICT Convergence' are required to submit an employment certificate, which is not optional but mandatory	<input type="radio"/> Yes <input checked="" type="radio"/> No
12.	Additional documents (기타 우수성 입증자료)	<input checked="" type="radio"/> Yes <input type="radio"/> No

저장하기 버튼을 눌러 등록하시기 바랍니다. 위 지원서는 전형료 결제를 하더라도 원서접수 마감 전까지 수정이 가능합니다.
Click the 'SAVE' button to store your content, and modifications are allowed until the deadline for application modifications.



G. When you click the 'SAVE' button, you can review the information you entered. After reviewing the content, please click the 'PAY' button.

접수완료(결제완료)된 후에는 접수 취소 및 변경이 불가능 합니다.
You will not be able to cancel or change your application once it has been accepted(paid)!



3. Application fee payment

A. Please select the payment method you previously chose and proceed to pay the application fee.

결제방법 아래의 결제방법을 선택하시면 자세한 방법을 확인하실 수 있습니다.
Please choose one of the following payment methods to proceed.

유캐쉬 Ucash	계좌이체 Account Transfer	카드 Credit Card	해외결제 International credit card	테스트결제
--------------	--------------------------	-------------------	---	-------

payments

Credit card

The real test is not a payment.

Terms guidance

☐ Agree to all

☐ Subscribe to

General Terms and Conditions for Electronic Financial Transactions

General Terms and Conditions for Electronic Financial Transactions (for users)

Article 1 (Objective)

The objective of these Terms and Conditions is to provide stability

Consent for Personal Information Collection and Use

☐ Subscribe to

Consent for Personal Information Collection and Use

Toss Payments Co., Ltd. (hereinafter, "the Company") collects and uses personal information of users of communications fee/electronic financial services (hereinafter, "users") as follows pursuant to the

Consent for Providing Personal Information and Consignment

☐ Subscribe to

Consent for Providing Personal Information and Consignment

1. Toss Payments Co., Ltd. (hereinafter, "the Company") provides and consigns personal information collected by users of communications fee/electronic financial services to third parties as

Next

한국어

ENGLISH

中国

日本語

Information

Customer Service 1544-7772 / support@tosspayments.com

반드시 확인하세요!

- ✓ 결제 전 : 카드발급자의 주민등록번호, 카드번호, 카드 비밀번호를 꼭 확인하세요.
(Before payment : Please check the card issuer 's resident registration number, card number and the password of the card.)
- ✓ 결제 후 : 접수완료 후 수험(접수)번호를 꼭 확인하세요.(After payment : Check your registration number.)

4. Printing the completed documents

A. Print out the Documents(Application Form for Admission, Study Plan and Personal Statement, Letter of Disclosure Agreement, Check list of documents) from 'Print out Application'. And collect them with other submitted documents(Transcripts, Diploma(certificate) of Degree, English Test Report, Additional documents and so on) in the order of 'Check list of documents'.

Application completed Please verify your application number and printouts.

수험번호 Applicant No.	접수사항 Intended Program	결제정보 Payment Information	출력물 Printouts
2444AA102	울산과학기술원(UNIST) 일반대학원 International(Foreign) Applicants Master Mechanical Engineering	2024.03.19 09:59:13 테스트결제 (테스트) 50,000원	<div>Upload documents(until 2024.04.03.(Wed.) 18:00pm KST)</div> <div>[Confirm] Entered information check</div> <div>[Confirm] Study Plan and Personal Statement</div> <div>[Print] Application form for Admission</div> <div>[Print] Admission Application Certificate(Stick on your chest during the interview)</div> <div>[Print] Study Plan and Personal Statement</div> <div>[Print] Letter of Disclosure Agreement</div> <div>[Print] Check List of Documents</div> <div>[Modify] Application form for Admission, Letter of Disclosure Agreement(until 2024.04.02.(Tue.) 18:00pm KST)</div> <div>[Modify] Study Plan and Personal Statement, Check List of Documents(until 2024.04.02.(Tue.) 18:00pm KST)</div> <div>[Modify] Photo(until 2024.04.02.(Tue.) 18:00pm KST)</div> <div>[Download] Recommendation Letter from Others(Company, Institute, etc.XForm 4)</div>

(1) Application form for Admission



Ulsan National Institute of Science and Technology
(Application for 2024 Fall Graduate Admission)

Application Number 2444AA102

☐ scholarship Scholarship(Government or UNIST) (●) Other Scholarship(Company, Institute, Yourself, etc.) ()

☐ Intended Degree Master (●) Master-Doctor () Doctor ()

☐ Application Unit (Major) Mechanical Engineering

☐ Applicant Name PARK, MICHAEL ☐ Nationality AUSTRALIA

(2) Study Plan and Personal Statement

Study Plan and Personal Statement (연구계획서 및 자기소개서)

1. Name (성명) PARK, MICHAEL 2. Application number (수험번호) 2444AA102

3. Scholarship (장학 구분)
☒ Scholarship (Government or UNIST) ☐ Other Scholarship (Company, Institute, Yourself, etc.)

4. Degree Proposed (지원 학위) ☒ Master ☐ Combined Master-Doctor ☐ Doctor

5. Application Unit (Major) (지원 모집단위) Mechanical Engineering
 (기재 사항: Not applicable)

(3) Letter of Disclosure Agreement

Letter of Disclosure Agreement (학력조회 동의서)

To whom it may concern (학력조회 담당자 귀하)

This letter is to confirm that I attended California State University, Chico

I have applied to **UNIST, Republic of Korea, for the 2024 academic year** and have agreed to allow **UNIST** to officially request my academic records from previously attended schools. In this regard, I would like to request your full assistance when UNIST contacts you regarding verification of enrollment and transcripts.

(4) Check List of Documents

Check List of Documents (제출서류 목록)

Please submit the documents in the following order.

(아래 순서대로 서류를 제출하여 주시기 바랍니다.)

No.	List of Documents (제출서류 목록)	Attachment	
		Yes <input checked="" type="checkbox"/>	No <input type="checkbox"/>
1	Application form: Print out after completing online application (입학원서: 온라인 접수 완료 후 출력)	√	
2	Check list of documents (Form 1): Print out after completing online application (제출서류 목록: 온라인 접수 완료 후 출력) (양식 1)	√	
3	Transcripts of Bachelor's degree (대학(학부) 전 학년 성적증명서) * 편입생 지원자는 전적 대학 성적증명서도 포함 제출 필요	√	
4	Transcripts of Master's degree (대학원 성적증명서)		√
5	Diploma (certificate) of Bachelor's degree (대학 졸업 증명서 또는 대학 졸업 예정 증명서) * 발급 불가 시, 졸업예정증명서 또는 재학증명서로 대체 제출 가능 * If submission is not possible, please submit 'certificate of expected graduation' or 'certificate of enrollment'.	√	

5. The Online upload process of submitted documents

A. Scan the submitted documents collected in order as a single PDF file.

(File name: Application Number, Example: 2444AA102, 2446BB101)



2444AA102.pdf

1. Gather the submitted documents listed in the 'Check List of Documents', scan them, and upload as a single PDF file.
2. PDF files should be under 32MB in size for uploading.
3. Insufficient clarity in the scanned and uploaded documents may put your evaluation at a disadvantage.
4. You can upload until April 3rd(Wed.) 18:00 Korean Standard time.

B. Click the 'Upload documents' button.

Application completed Please verify your application number and printouts.

수험번호 Applicant No.	접수사항 Intended Program	결제정보 Payment Information	출력물 Printouts
2444AA102	울산과학기술원(UNIST) 일반대학원 International(Foreign) Applicants Master Mechanical Engineering	2024.03.19 09:59:13 테스트결제 (테스트) 50,000원	<div>Upload documents(until 2024.04.03.(Wed.) 18:00pm KST)</div> <ul style="list-style-type: none"> [Confirm] Entered information check [Confirm] Study Plan and Personal Statement [Print] Application form for Admission [Print] Admission Application Certificate(Stick on your chest during the interview) [Print] Study Plan and Personal Statement [Print] Letter of Disclosure Agreement [Print] Check List of Documents [Modify] Application form for Admission, Letter of Disclosure Agreement(until 2024.04.02.(Tue.) 18:00pm KST) [Modify] Study Plan and Personal Statement, Check List of Documents(until 2024.04.02.(Tue.) 18:00pm KST) [Modify] Photo(until 2024.04.02.(Tue.) 18:00pm KST) [Download] Recommendation Letter from Others(Company, Institute, etc.XForm 4)

C. Click the 'FILE UPLOAD' button.

○ 파일업로드

제출서류 업로드 File Upload	<ul style="list-style-type: none">* 제출서류를 1개의 PDF 파일로 스캔하여 업로드 하시기 바랍니다.* 첨부파일의 용량은 32MB를 넘지 않도록 해야 합니다.* All required document must be saved in a single PDF file (A4 standard) in the corresponding order of submission and then submitted.* The size of the file many not exceed 32MB.			
	<table border="1"><tr><td>* File submission</td><td>파일업로드</td></tr><tr><td colspan="2"><div>파일 업로드(FILE UPLOAD)</div></td></tr></table>	* File submission	파일업로드	<div>파일 업로드(FILE UPLOAD)</div>
* File submission	파일업로드			
<div>파일 업로드(FILE UPLOAD)</div>				

저장하기 버튼을 눌러 등록하시기 바랍니다. 위 지원서는 전형료 결제를 하더라도 원서접수 마감 전까지 수정이 가능합니다.
Click the 'SAVE' button to store your content, and modifications are allowed until the deadline for application modifications.

저장하기 SAVE

D. A popup window for uploading files will appear.

파일 업로드

✓ *File submission

찾아보기

* 용량제한(File Size Limit) :

파일 업로드

닫기(CLOSE)

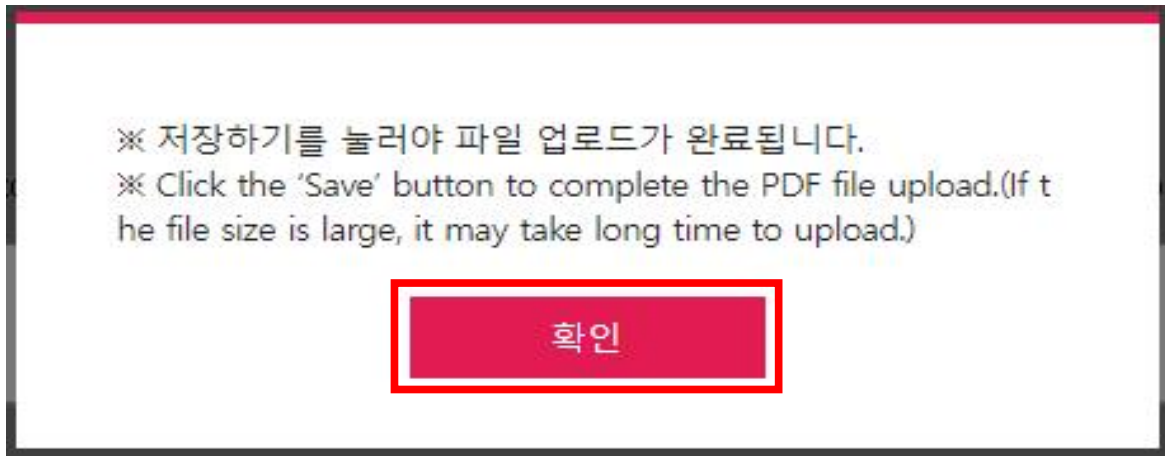
(1) Click the '찾아보기' button.


<div>찾아보기</div>	This button is for searching file.
-----------------	------------------------------------

(2) Select the file to upload and click the '파일 업로드' button.

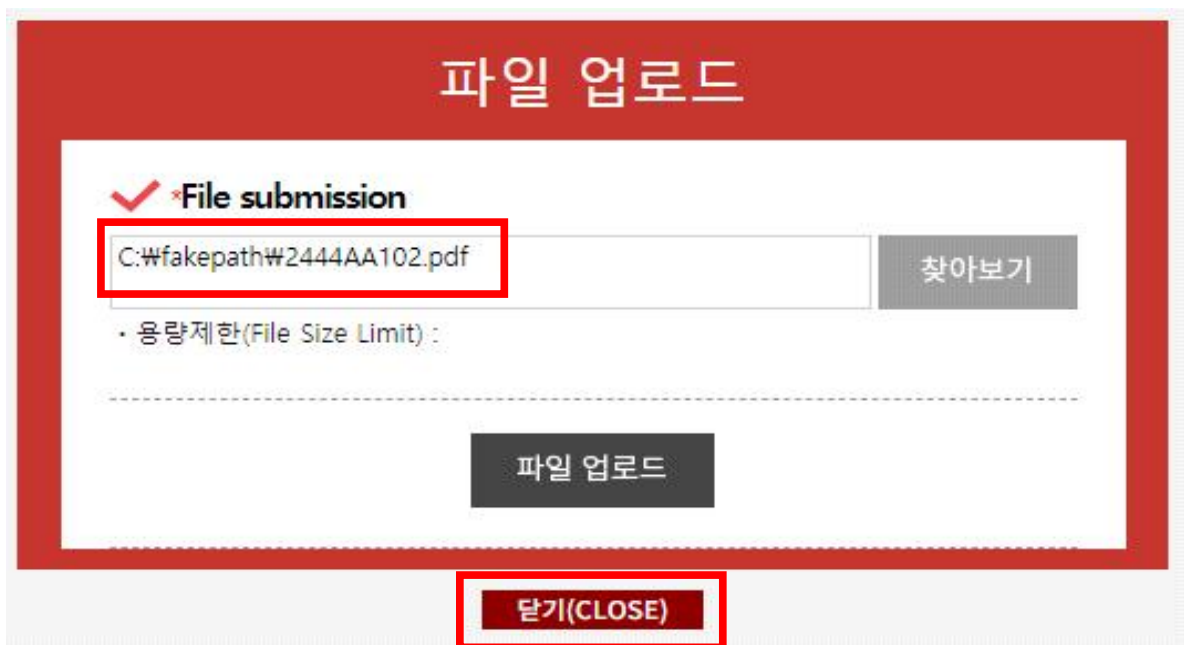
<div>파일 업로드</div>	This button is for uploading file.
-------------------	------------------------------------

- (3) Read the message in the pop-up window and click the '확인' button.



	This button is for confirming.
---	--------------------------------

- (4) Confirm that the file has been uploaded, and click the 'CLOSE' button.



(5) After uploading the PDF file, click the 'Save' button to save it.

○ 파일업로드

제출서류 업로드 File Upload	<p>* 제출서류를 1개의 PDF 파일로 스캔하여 업로드 하시기 바랍니다.</p> <p>* 첨부파일의 용량은 32MB를 넘지 않도록 해야 합니다.</p> <p>* All required document must be saved in a single PDF file (A4 standard) in the corresponding order of submission and then submitted.</p> <p>* The size of the file many not exceed 32MB.</p>
	<p>* File submission 2444AA102.pdf(0.05Mbyte) 파일 확인 삭제</p> <p>파일 업로드(FILE UPLOAD)</p>

저장하기 버튼을 눌러 등록하시기 바랍니다. 위 지원서는 전형료 결제를 하여도 원서접수 마감 전까지 수정이 가능합니다.
Click the 'SAVE' button to store your content, and modifications are allowed until the deadline for application modifications.

저장하기 SAVE

(6) Click the 'Upload documents' button to check whether the PDF file of the submitted documents has been uploaded properly.

○ Application completed Please verify your application number and printouts.

수험번호 Applicant No.	접수사항 Intended Program	결제정보 Payment Information	출력물 Printouts
2444AA102	울산과학기술원(UNIST) 일반대학원 International(Foreign) Applicants Master Mechanical Engineering	2024.03.19 09:59:13 테스트결제 (테스트) 50,000원	<p>Upload documents(until 2024.04.03.(Wed.) 18:00pm KST)</p> <p>[Confirm] Entered information check</p> <p>[Confirm] Study Plan and Personal Statement</p> <p>[Print] Application form for Admission</p> <p>[Print] Admission Application Certificate(Stick on your chest during the interview)</p> <p>[Print] Study Plan and Personal Statement</p> <p>[Print] Letter of Disclosure Agreement</p> <p>[Print] Check List of Documents</p> <p>[Modify] Application form for Admission, Letter of Disclosure Agreement(until 2024.04.02.(Tue.) 18:00pm KST)</p> <p>[Modify] Study Plan and Personal Statement, Check List of Documents(until 2024.04.02.(Tue.) 18:00pm KST)</p> <p>[Modify] Photo(until 2024.04.02.(Tue.) 18:00pm KST)</p> <p>[Download] Recommendation Letter from Others(Company, Institute, etc.XForm 4)</p>



파일업로드

제출서류 업로드 File Upload	<p>* 제출서류를 1개의 PDF 파일로 스캔하여 업로드 하시기 바랍니다.</p> <p>* 첨부파일의 용량은 32MB를 넘지 않도록 해야 합니다.</p> <p>* All required document must be saved in a single PDF file (A4 standard) in the corresponding order of submission and then submitted.</p> <p>* The size of the file many not exceed 32MB.</p>
	<div> <div>* File submission</div> <div>2444AA102.pdf(0.05Mbyte)</div> <div>파일확인</div> <div>삭제</div> </div> <div>파일 업로드(FILE UPLOAD)</div>

저장하기 버튼을 눌러 등록하시기 바랍니다. 위 지원서는 전형료 결제를 하더라도 원서접수 마감 전까지 수정이 가능합니다.
Click the 'SAVE' button to store your content, and modifications are allowed until the deadline for application modifications.

저장하기 SAVE

- 1) You can click the '파일확인' button to review the files you have uploaded.
- 2) You can click on the '삭제' button to remove the previously uploaded file and upload a new one.

	This button confirms the file
	This button is for deleting the file.

6. Modifying the submitted application documents

A. You can click on the **[Modify]** button to edit the documents you have written.(until 2024.04.02.(Tue.) 18:00pm KST)

※ If you need to revise your application documents, you must also update the previously uploaded PDF files to reflect those changes.

○ Application completed Please verify your application number and printouts.

수험번호 Applicant No.	접수사항 Intended Program	결제정보 Payment Information	출력물 Printouts
2444AA102	울산과학기술원(UNIST) 일반대학원 International(Foreign) Applicants Master Mechanical Engineering	2024.03.19 09:59:13 테스트결제 (테스트) 50,000원	<div> <div>Upload documents(until 2024.04.03.(Wed.) 18:00pm KST)</div> <div> <div>[Confirm] Entered information check</div> <div>[Confirm] Study Plan and Personal Statement</div> <div>[Print] Application form for Admission</div> <div>[Print] Admission Application Certificate(Stick on your chest during the interview)</div> <div>[Print] Study Plan and Personal Statement</div> <div>[Print] Letter of Disclosure Agreement</div> <div>[Print] Check List of Documents</div> </div> <div> <div>[Modify] Application form for Admission, Letter of Disclosure Agreement(until 2024.04.02.(Tue.) 18:00pm KST)</div> <div>[Modify] Study Plan and Personal Statement, Check List of Documents(until 2024.04.02.(Tue.) 18:00pm KST)</div> <div>[Modify] Photo(until 2024.04.02.(Tue.) 18:00pm KST)</div> </div> <div> <div>[Download] Recommendation Letter from Others(Company, Institute, etc,XForm 4)</div> </div> </div>